

ICAM VB80-MIC

Expansion microphone for iCam VB80

Datasheet V1.0



A. INTRODUCTION

The iCam VB80 supports expanding the microphone pickup range by using an add-on USB microphone. This **iCam VB80-Mic** add-on mic connects to the VB80 via the rear USB port labeled “Mic”.

The **iCam VB80-Mic** supports the same features as the VB80 integrated microphones includes AES, ANS & AGC. The mic also includes a 2-way mic mute toggle which is indicated by red LEDs on both the add-on mic and the VB80’s status LED.

The **iCam VB80-Mic** can also be cascaded up to 5 times by connecting an additional mic to the USB port labeled “EXT MIC”.

The iCam VB80-Mic is an add-on microphone for iCam VB80 videobar to extend pickup distance. It is ideal for applications at huddle/small/medium/large conferencing rooms.

The connection distance can be increased by using the Mini USB-to-RJ45 adapter which is a point-to-point USB to ethernet extender. This extender connects in between the VB80 and the first set **iCam VB80-Mic**, and all following VB80-Mic are connected via PREVIOUS/NEXT RJ45 ports to allow up to a 50m extension for installing cables through the floor, walls, or ceilings.

B. FEATURES

- 4x MEMS omnidirectional microphones array with a pickup range of 3 meters.



- Supports AEC (Acoustic Echo Cancellation), AGC (Automatic Gain Control), Background Noise Reduction and full duplex communication, making all participants feel like they are talking face-to-face.
- Supports cascading of up to five microphones for extending pickup range.
- Mic mute button with LED feedback.
- Compatible with iCam VB80 for audio signal extension over Ethernet.

C. PACKAGE CONTENTS

- 1 x Microphone

D. SPECIFICATIONS

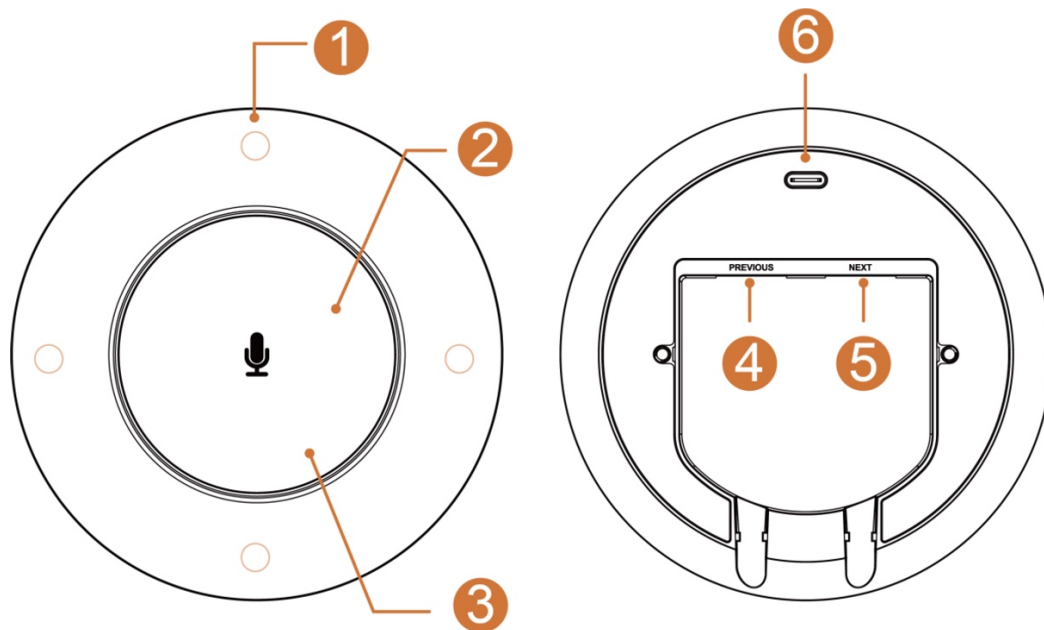
Audio	
Input/Output	RJ-45



Microphone	
Microphone	Omnidirectional microphone array Pickup Range: 3m
Frequency Response	100~10KHz
Sensitivity	-26dBFS
Signal-to-Noise Ratio	62dB
Full Duplex	Supported
AEC (Automatic Echo Cancellation)	Supported
AGC (Automatic Gain Control)	Supported
Background Noise Reduction	Supported

Communication and Control	
Control Method	USB-C for firmware upgrade (Windows App)

General	
Operating Temperature	0°C ~ 40°C (32°F to 104°F)
Storage Temperature	-20°C ~ 60°C (-4°F to 140°F)
Humidity	10% to 90%, non-condensing
Power Supply	Powered by Video Bar
Power Consumption	1.5W (Max)
Installation	On the table
Dimension (φ x h)	108mm x 26.5mm/4.25" x 1.04"
Net Weight	0.14kg/0.31lb

E. PANEL DESCRIPTION



ID	Name	Description
1	Microphone Array	Comprises of 4 x omnidirectional microphones for capturing sound.
2		Press the button to toggle between mute and unmute statuses for the microphones, including the one at the Video Bar and the rest of other iCam VB80-Mic units.
3	Status LED	Status LED indicator beneath the  button, indicating five statuses of the device: <ul style="list-style-type: none"> Lighting white: The device is powered on. Blinking white quickly: The device is being upgraded. Lighting blue: The device is picking up sound. Note: Once the device completes pickup of the sound, the lighting LED is off. Lighting red: The device is muted. Breathing white: The device is in sleep mode.
4	PREVIOUS	RJ-45 port, connect to the iCam VB80 Videobar or the previous iCam VB80-Mic microphone. This port supports power input.
5	NEXT	RJ-45 port, connect to another extensible iCam VB80-Mic microphone. This port supports power output for charging of the next microphone.
6	USB-C Port	For firmware upgrading of the device.