

# Level-E

in desk power module

## USER

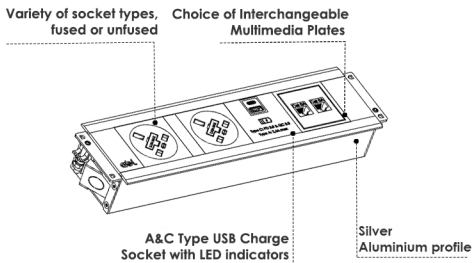
# MANUAL



SCAN ME



Thank you for purchasing ABL's Level-E power module. Level-E has been manufactured and tested in accordance with relevant standards (see contact page).



### INSTALLATION:

Note: Before making a cut-out, please contact your supplier to provide you with a technical drawing with the required table cut-out dimensions.

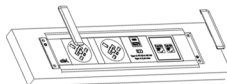
- Step 1.** Place the module into the table cut-out
- Step 2.** Make sure the module is placed straight, and evenly spaced
- Step 3.** Use Allen Key slightly until the clamps touch the table desktop only



- Step 4.** Gently turn the Allen Key 180° clockwise on both sides of the power module

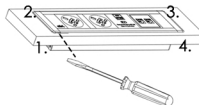


- Step 5.** Place provided covers on top of the power module sides



### Level-E side covers removal:

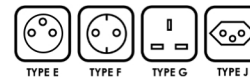
Use the FH screwdriver (blade width of 3-5mm) to remove the side covers as explained in the image below:



### MAIN FEATURES:

- The module is available in Black or White, Silver aluminium profile
- Completely configurable, available in variations of sockets, USB charge sockets, and media connections
- Rated voltage of Level-E power module unit is 250V AC (**E, F, G, J**)
- Nominal intensity of the unit:
  - 13A for **G type socket**
  - 16A for **E, F, J type sockets**
- G type sockets are individually fused with 3.15A or 5A fuse. Available in up to four sockets with 5A fuse, and in up to six sockets with 3.15A to comply with BS6396
- Designed to fit a desk with a thickness of 10mm and above
- All standard options come with 0.5m drop lead to 3 Pole Connector. Cable type: H05VV-F 3x1.5 mm<sup>2</sup>

### \*The most common socket types:



Please contact us for more information

### SAFETY NOTES:

- Items such as Vacuum Cleaners, Kettles, Coffee Makers, and Fan Heaters should not be connected via these power modules
- Installation is to be carried out by a qualified professional



Complies with BS 5733 (UK)  
IEC 60884-1 and IEC 60884-2-7 (Europe)



Kitemark certified on 13A Plugs and Socket outlets  
(KM686563)



Manufacturing in-house within central  
Europe under strict compliance with  
ISO 9001:2015

## CONTACT US

### UK DISTRIBUTION CENTRE

14 Fleming Close  
Park Farm Ind. Estate  
Wellingborough  
Northants NN8 6UF  
United Kingdom

+44 (0) 1933 400 080  
sales@abl-ltd.com

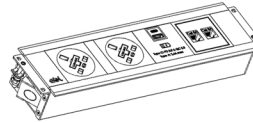
### EMEA DISTRIBUTION CENTRE

Lava Tolstaja 25  
32103 Cacak  
Serbia

+381 (0) 32 420 100  
sales@abl.co.rs

## CONTENTS:

- Level-E  
power module



- Side covers



## WARRANTY CONDITIONS:

ABL warrants this product as free of defects in material, design, and workmanship for the period of twenty-four (24) months from the original date of receipt of the product, unless applicable national laws stipulate otherwise. If during the period of warranty this product proves defective under normal use and service you should return the product to the retailer from whom it was originally purchased. The liability of the ABL is limited to the cost of repair and/or replacement of the unit under warranty. The warranty is void if a failure occurs due to the following reasons:

- Improper device installation
- Improper handling
- Improper transport
- Force majeure



**WARNING: Do not use this product for any other purpose other than which it was designed for.**

## MAINTENANCE:

Do not open, disassemble, change, or modify the device. Every unauthorized opening or repairing of the device leads to loss of warranty. During device usage, you need to follow basic safety measures, since safety requirements vary, please check with local laws.

