



iTrans DX-22-EUK

2x Input & 2x Output Analogue XLR to Dante® Converter



User Manual

VER 1.0

Thank you for purchasing this product

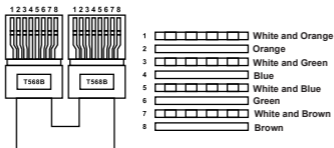
For optimum performance and safety, please read these instructions carefully before connecting, operating or adjusting this product. Please keep this manual for future reference.

Surge protection device recommended

This product contains sensitive electrical components that may be damaged by electrical spikes, surges, electric shock, lightning strikes, etc. Use of surge protection systems is highly recommended in order to protect and extend the life of your equipment.

Caution

The product requires the use of UTP connectors. Please connect in direct interconnection method and do not cross connect.



Direct Interconnection Method

Table of Contents

1. Introduction.....	1
2. Features.....	1
3. Package Contents.....	1
4. Specifications.....	2
5. Operation Controls and Functions.....	4
6. Application Example.....	6

1. Introduction

This 2x Input & 2x Output Analogue XLR to Dante® Converter is an audio transmitter based on the Dante® Ultimo 2x2 solution. It is designed as a standard 2-GANG EU/UK wall plate to convert and bridge traditional audio source/sink devices to Dante® digital network.

Analogue audio input supports 5-level sensitivity adjustment. Analogue audio output supports 5-level gain control.

The converter supports local 12VDC power supply and PoE function.

2. Features

- ☆ 2x Inputs + 2x Outputs (Dante® in and Dante® out)
- ☆ Balanced/unbalanced XLR analogue audio
- ☆ MIC Phantom 48V Power and on/off via hard button
- ☆ Input sensitivity and output gain control to adjust for different levels of MIC/XLR
- ☆ Dante® audio sampling rate supports 44.1/48/88.2/96KHz@24bit
- ☆ Configurable Dante® device latency (supports 1, 2 or 5ms configurable using Dante® Controller)
- ☆ Supports AES67 RTP audio transport
- ☆ PoE & local power options
- ☆ Standard 2-GANG EU/UK faceplate design

3. Package Contents

- ① 1x 2x Input & 2x Output Analogue XLR to Dante® Converter
- ② 1x 2pin-3.5mm Phoenix Connector (male)
- ③ 1x User Manual

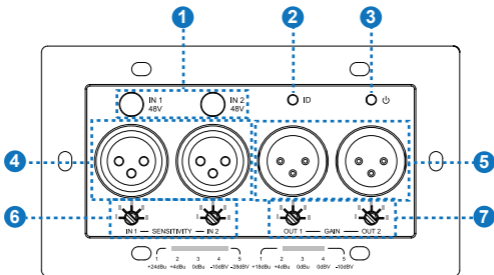
4. Specifications

Technical		
Network Bandwidth	100M	
Control Method	Dante® Controller	
Audio Latency	Configurable Dante® device latency (Supports 1, 2 or 5ms configurable using Dante® Controller)	
Audio Formats	DANTE [Digital audio in/out, PCM 2CH 44.1K-96KHz 16/24Bit] LINE In [analogue audio, Balanced/unbalanced connection, Max input level 24dBu] MIC In [analogue audio, Balanced/unbalanced connection, Max input level 50mVRMS] LINE Out [analogue audio, Balanced/unbalanced connection, Max output level 18dBu]	
Audio Parameters	Output Impedance	300 Ohm
	Output Level (Maximum)	18dBu (Maximum)
	Frequency Response	20Hz to 20kHz (-/+0.5dB)
	Dynamic Range	> 90dB@0dBu, 1kHzA-weighted
	Audio S/N Ratio	> 90dB@0dBu, 1kHzA-weighted
	Audio THD+N	< 0.015% at +4dBu, 1KHz
Transmission Distance	328ft/100m (CAT6/6A/7)	
ESD Protection	IEC 61000-4-2: ±8kV (Air-gap discharge) & ±4kV (Contact discharge)	

Connection	
Front Panel	1x Power LED [Green Color] 1x ID LED [Green Color] 2x MIC Phantom Power 48V button with backlit LED [Green Color] 2x Audio In [3-pin XLR, Female] [LINE audio, Balanced/unbalanced connection, Max input level 24dBu] [MIC audio, Balanced/unbalanced connection, Max input level 50mVRMS, 48V phantom power] 2x Audio Out [3-pin XLR, Male, analogue audio, Balanced/unbalanced connection, Max output level 18dBu]
Rear Panel	1x DANTE [RJ45 connector, PoE] [Digital audio in/out, PCM 2CH 44.1K-96KHz 16/24Bit] 1x DC/12V [2pin-3.5mm phoenix connector] [12VDC/500mA]
Mechanical	
Housing	Aluminum panel + Iron chassis
Color	White panel + Silver chassis
Dimensions	Wall plate: 136mm [W] x 75mm [H] x 40.7mm [D] Faceplate: 146mm [W] x 85mm [H] x 5mm [D]
Weight	Without faceplate: 275g With faceplate: 347g
Power Supply	1. PoE/PD (Class 1 IEEE 802.3af) 2. DC 12V (for the case that Switch does not support PoE)
Power Consumption	3.6W (Max)
Operating Temperature	32°F ~ 104°F / 0°C ~ 40°C
Storage Temperature	-4°F ~ 140°F / -20°C ~ 60°C
Operating Humidity	20% ~ 80% (relative humidity, non-condensing)
Storage Humidity	10% ~ 90% (relative humidity, non-condensing)

5. Operation Controls and Functions

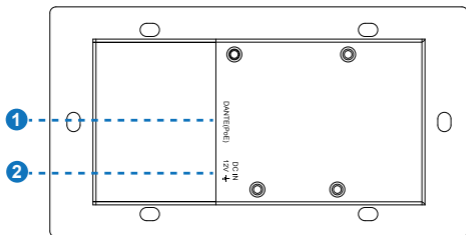
Front Panel



No.	Name	Function Description
1	IN 1/2 48V button & backlit LED	Press the button to turn on the 48V phantom power of the MIC audio input channel 1/2, then the corresponding backlit LED is on.
2	ID LED (green)	Illuminates to assist in identification of the device via Dante Controller.
3	Power (green)	<ul style="list-style-type: none"> Light on: The device is powered on by PoE or local 12VDC supply. Light off: The device is powered off.
4	Audio input ports	Balanced/unbalanced XLR analogue audio input port 1/2, connected to MIC/LINE analogue audio source devices.
5	Audio output ports	Balanced/unbalanced XLR analogue audio output port 1/2, connected to analogue audio source devices.

No.	Name	Function Description
6	Audio IN 1/2 knob	The 5-level sensitivity adjustment knob for analogue audio input channel 1/2. The knob arrows indicate: 1. +24dBu, 2. +4dBu, 3. 0dBu, 4. -10dBv, 5. -28dBv.
7	Audio OUT 1/2 knob	The 5-level gain adjustment knob for analogue audio output channel 1/2. The knob arrows indicate: 1. +18dBu, 2. +4dBu, 3. 0dBu, 4. 0dBv, 5. -10dBv.

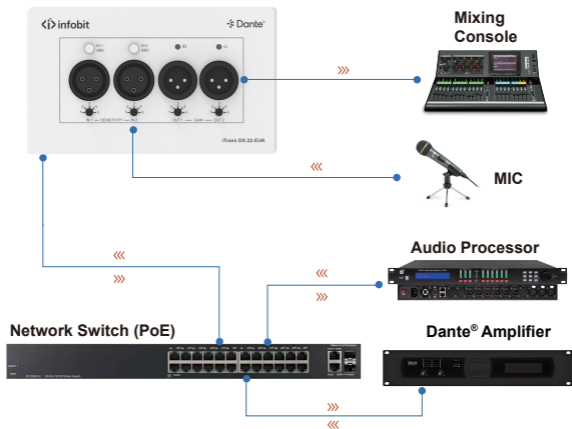
Rear Panel



No.	Name	Function Description
1	DANTE (PoE) port	100M Dante® digital audio input/output port, connected to the Network Switch through RJ45 line, supporting PD power supply. The green LINK LED is always on after normal connection. The yellow DATA LED is flashing when there is data transmission.
2	DC IN port	12VDC/500mA power input port. The device can be powered via two methods: <ul style="list-style-type: none"> Local 12VDC/500mA power supply. PoE from Network Switch. Device acts as PD mode.

6. Application Example

2x Input & 2x Output Analogue XLR to Dante® Converter



Note: Please pay attention to the XLR connector pinouts when connecting XLR audio input/output devices.



Pin 1: Ground/Shield
 Pin 2: Positive/Hot
 Pin 3: Negative/Cold

Trademarks

Dante® is registered trademark of Audinate Pty Ltd. All other trademarks are the property of their respective owners.